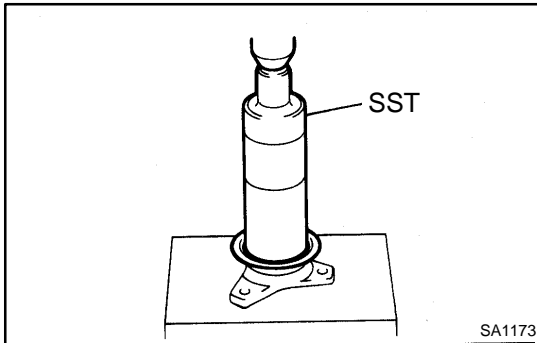


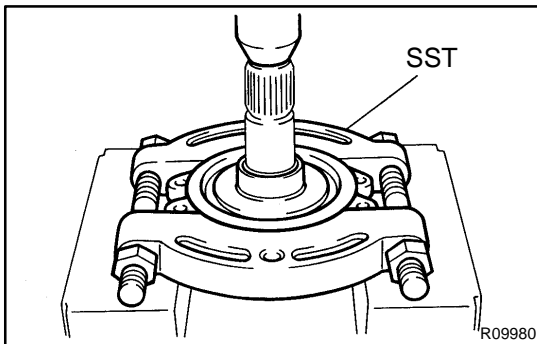
REPLACEMENT

1. REPLACE COMPANION FLANGE DUST DEFLECTOR

- (a) Using SST and a press, remove the dust deflector.
SST 09950-00020, 09950-60010 (09951-00510)

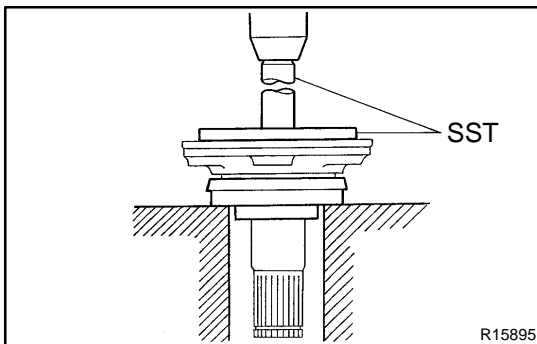


- (b) Using SST and a press, install a new dust deflector.
SST 09316-60011 (09316-00011)

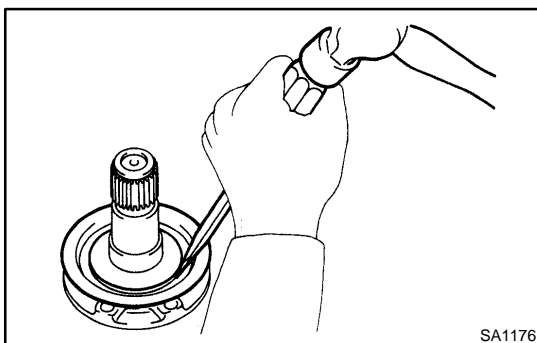


2. REPLACE SIDE GEAR SHAFT DUST COVER

- (a) Using SST and a press, remove the dust cover.
SST 09950-00020



- (b) Using SST and a press, install a new dust cover.
SST 09502-24010, 09950-60020 (09951-00780),
09950-70010 (09951-07150)



HINT:

If the dust cover does not fit snugly against the flange of the side gear shaft, use a screwdriver to drive it down.